

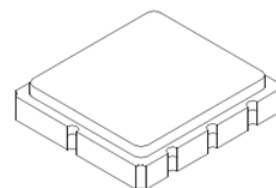
- **No External Matching Required**
- **3.8 x 3.8 x 1.4 mm Surface-mount Package**
- **Complies with Directive 2002/95/EC (RoHS)**
- **Moisture Sensitivity Level: 1**

#### Absolute Maximum Ratings

Rating	Value	Units
Maximum Incident Power in Passband	+10	dBm
Maximum DC Voltage between any Two Terminals	3	VDC
Storage Temperature Range	-40 to +85	°C
Suitable for Lead-free Soldering - Maximum Soldering Profile	260°C for 30 s	

**SF2188D**

**340 MHz  
SAW Filter**



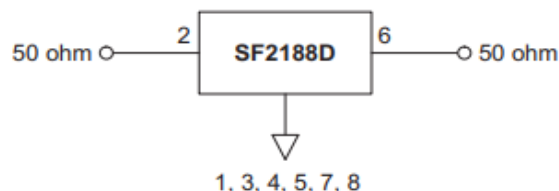
**SM3838-8**

#### Electrical Characteristics

Characteristic	Sym	Notes	Min	Typ	Max	Units
Nominal Center Frequency	$F_C$	1	339	340	341	MHz
Insertion Loss	IL	1		2.0	3.0	dB
1 dB Bandwidth		1		8	11	MHz
Passband Ripple, 336 to 344 MHz		1		0.4	1.0	dB <sub>P-P</sub>
Absolute Attenuation (referenced from 0 dB)						
10 to 300 MHz		2	50	54		dB
300 to 320 MHz		2	40	47		dB
375 to 800 MHz		2	40	45		dB
Frequency Temperature Coefficient				-36		ppm/°C
Source Impedance				50		ohm
Load Impedance				50		ohm
Operating Temperature Range			-40		+85	°C
Case Style		SM3838-8 3.8 x 3.8 mm Nominal Footprint				
Lid Symbolization (Y=year, WW=week, S=shift)		876, <u>YWW</u> S				

#### Electrical Connections

Connection	Terminals
Port 1	2
Port 2	6
Case Ground	All others

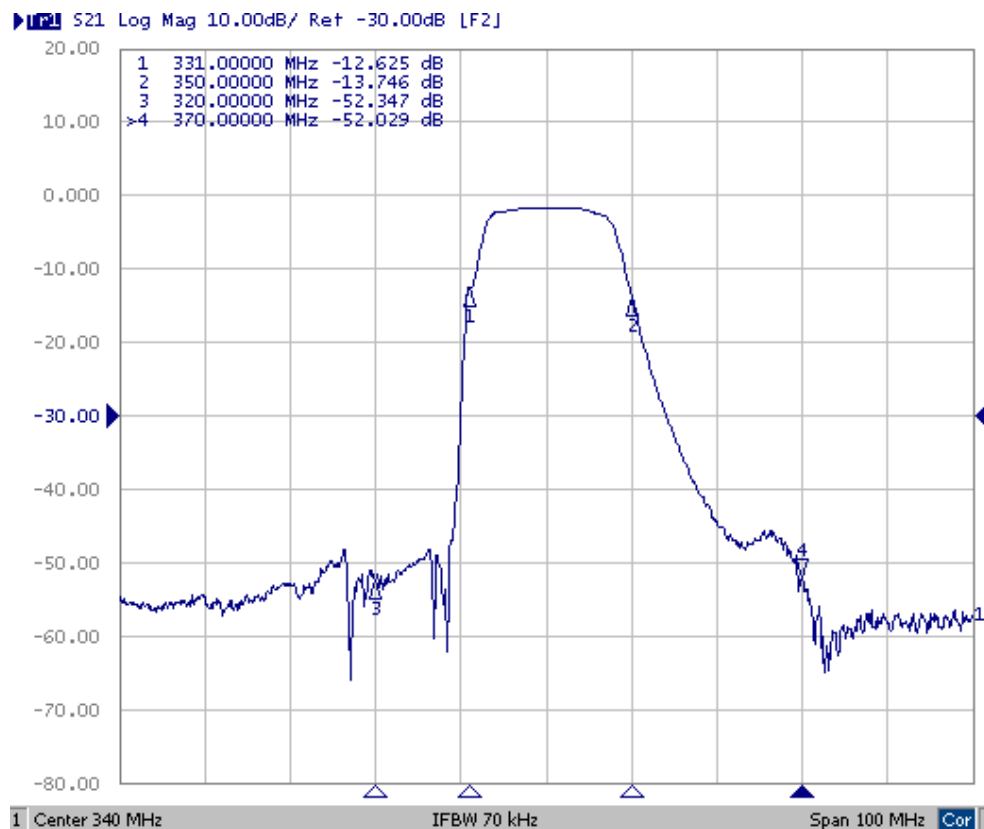
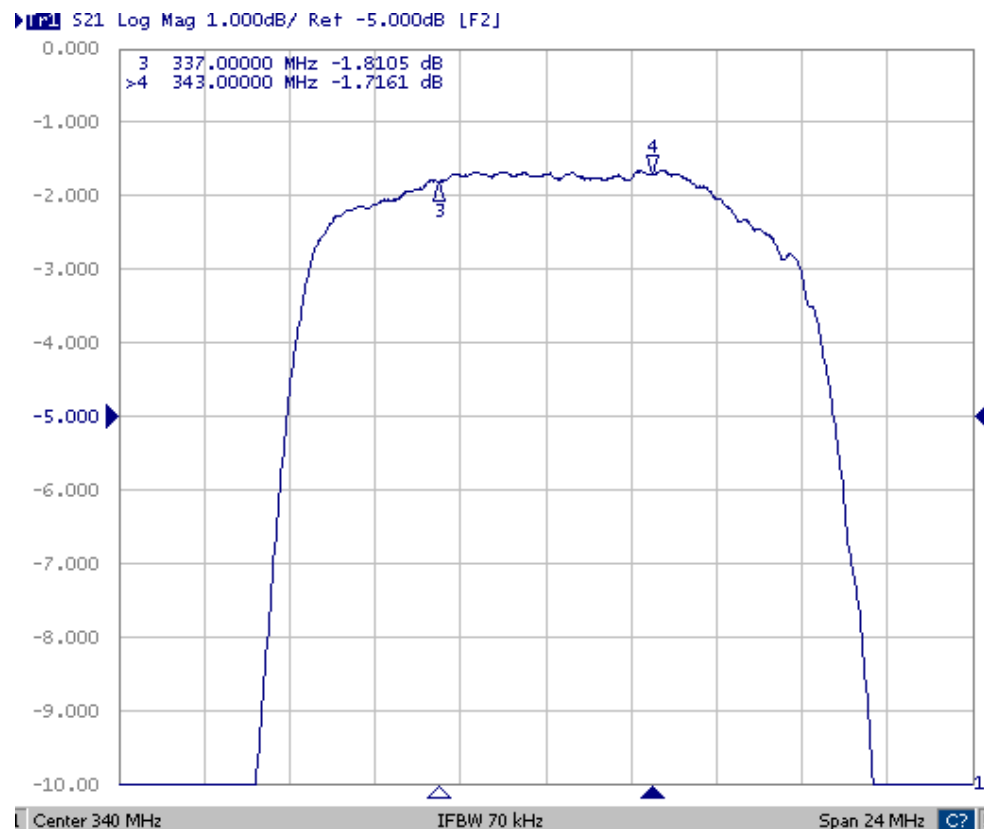


**CAUTION: Electrostatic Sensitive Device. Observe precautions for handling.**

#### NOTES:

1. The design, manufacturing process, and specifications of this device are subject to change.
2. US or International patents may apply.
3. RoHS compliant from the first date of manufacture.

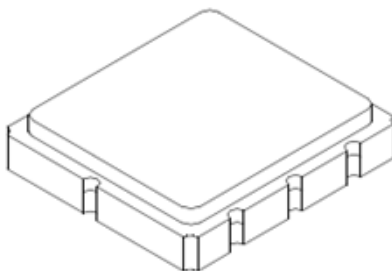
# SF2188D Frequency Response



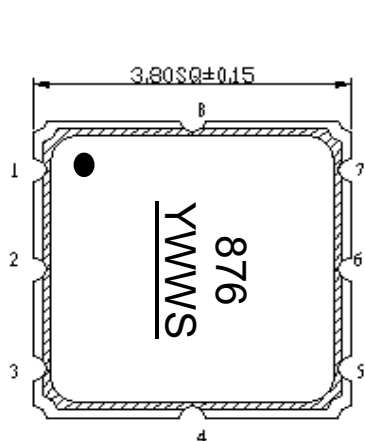
# SM3838-8 Case

## 8-Terminal Ceramic Surface-Mount Case

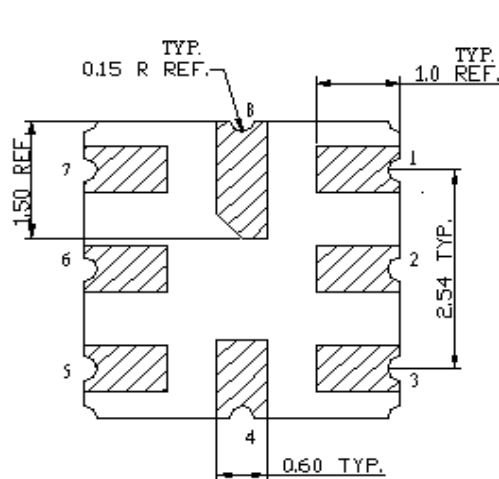
### 3.8 X 3.8 mm Nominal Footprint



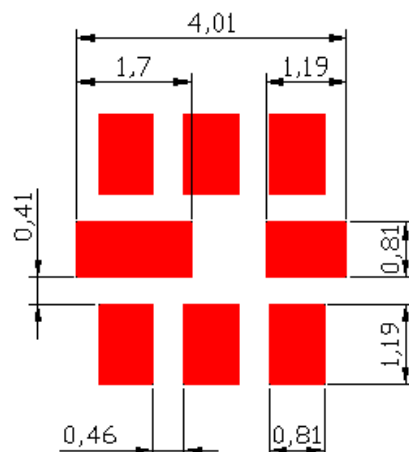
### Top View



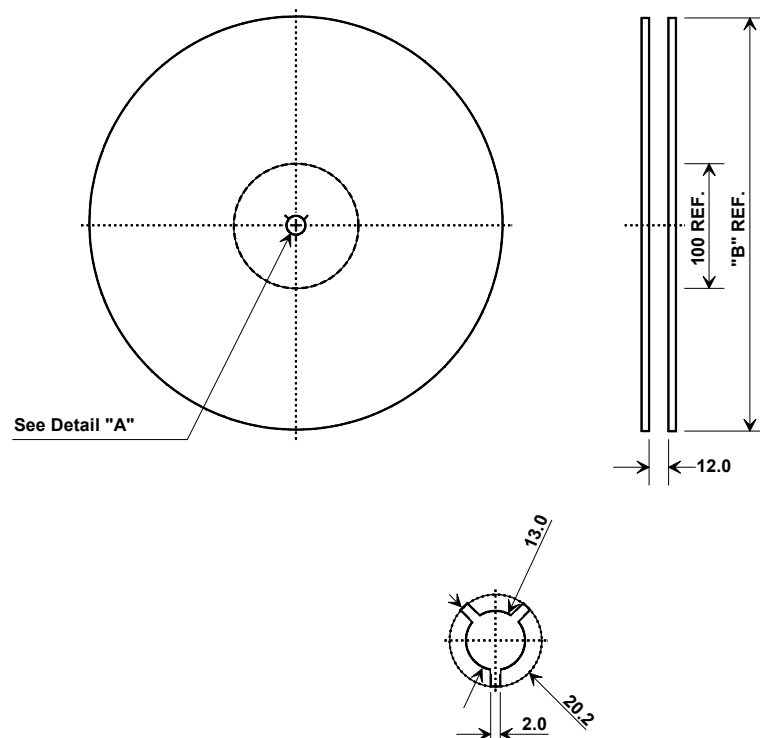
### Bottom View



## PCB Footprint



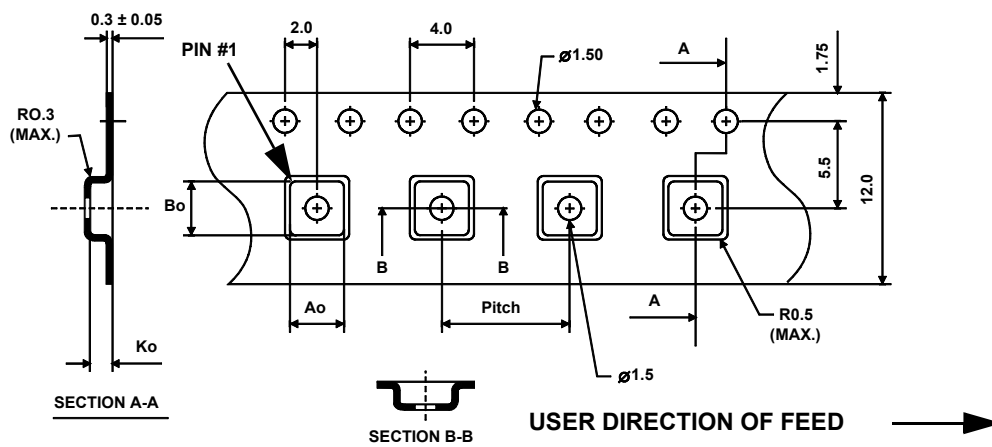
Tape and Reel Standard per ANSI/EIA-481



“B “ Nominal Size		Quantity Per Reel
Inches	millimeters	
7	178	1000
13	330	3000

## COMPONENT ORIENTATION and DIMENSIONS

Carrier Tape Dimensions	
Ao	4.25 mm
Bo	4.25 mm
Ko	1.30 mm
Pitch	8.0 mm
W	12.0 mm



## Recommended Reflow Profile

1. Preheating shall be fixed at 150~180°C for 60~90 seconds.
2. Ascending time to preheating temperature 150°C shall be 30 seconds min.
3. Heating shall be fixed at 220°C for 50~80 seconds and at 260°C +0/-5°C peak (10 seconds).
4. Time: 5 times maximum.

