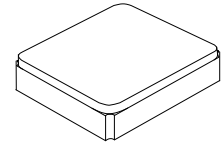


**XTC4009**

**37.4 MHz  
TCXO**



SM2016-4

## Features:

- Ultra Miniature SMD Package
- Good Frequency Stability
- Good Phase Noise Response
- AEC-Q200 compliance
- Moisture Sensitivity Level (MSL) : Level-1

## Description and Applications:

Surface mount 2.0mmx1.6mm TCXO for use in wireless communications devices

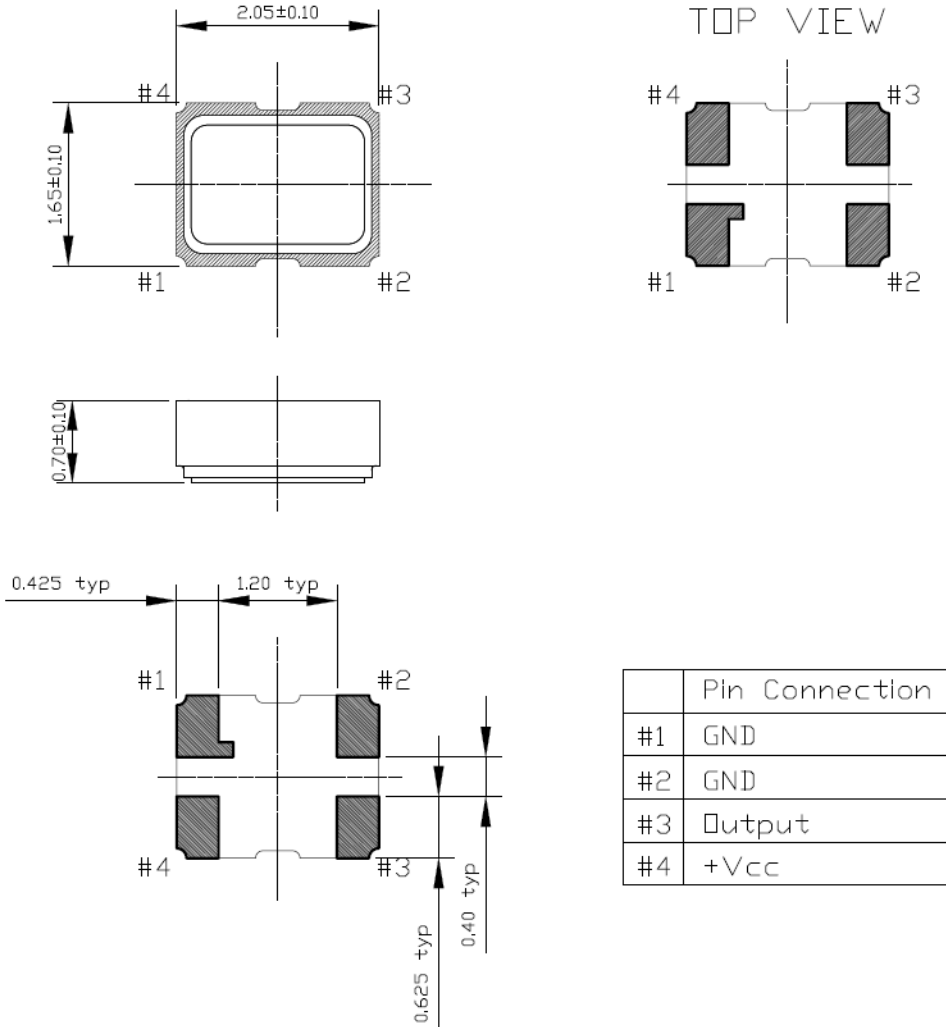
## Electrical Specifications:

<b>XTC4009</b>	<b>Specifications</b>
Nominal Frequency, Fo	37.400000 MHz
Storage Temperature Range	-40°C to +125°C
Operating Temperature Range	-40°C to +105°C
Power Supply Voltage, Vcc	1.8 ~3.3 V (Nominal 3.0V)
Output Voltage with Load 10pF//10KΩ, Vout	0.8 Vp-p
Power Supply Current, Icc	2.0 mA max
Output Waveform	Clipped Sinewave
Frequency Tolerance as Received Ref. to Nominal Frequency	+/- 1.0 ppm max @ 25°C +/- 3°C
Frequency Deviation after 5 x Reflow Ref. to pre-reflow Freq.	+/- 2.0 ppm max @ 25°C +/- 3°C
Frequency Stability	
a. Vs. Temperature (-40~85°C)	+/- 2.5 ppm reference to 25°C
b. Vs. Temperature (85~105°C)	+/- 10.0 ppm reference to 25°C
c. Vs. Load varied 10pF//10KΩ +/-10%	+/- 0.2 ppm
d. Vs. Supply Voltage varied Vcc +/-5%	+/- 0.2 ppm
Start Up Time (90% of final RF level in Vp-p)	2.0 msec max.
Harmonics	-5.0 dBc max
Aging	+/-1.0 ppm/first years @ 25°C

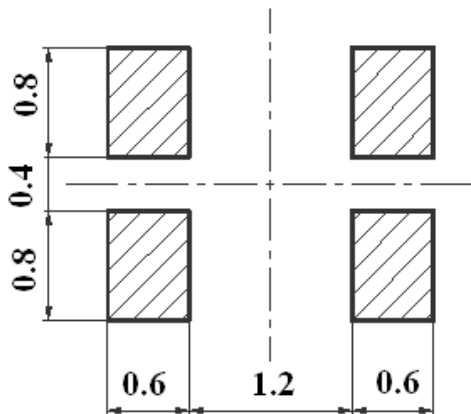
**SSB Phase Noise**

(@10Hz Carrier Offset)	-65 dBc/Hz max
(@100Hz Carrier Offset)	-94 dBc/Hz max
(@1KHz Carrier Offset)	-123 dBc/Hz max
(@10KHz Carrier Offset)	-145 dBc/Hz max
(@100KHz Carrier Offset)	-150 dBc/Hz max

**Mechanical Dimensions (mm):**



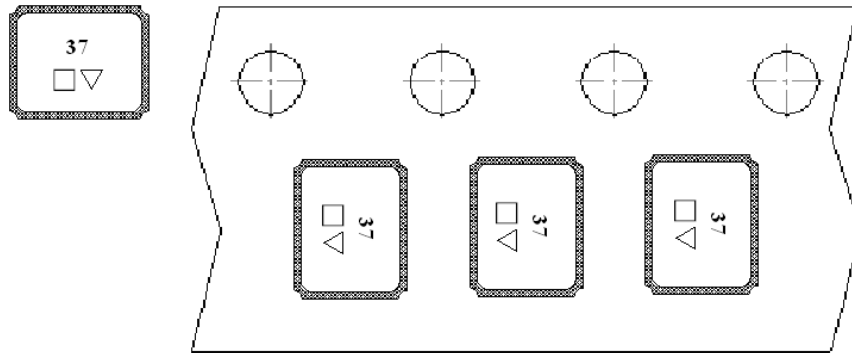
**Recommended Land Pattern: (unit: mm)**



# Marking:

Line 1: Frequency (37)

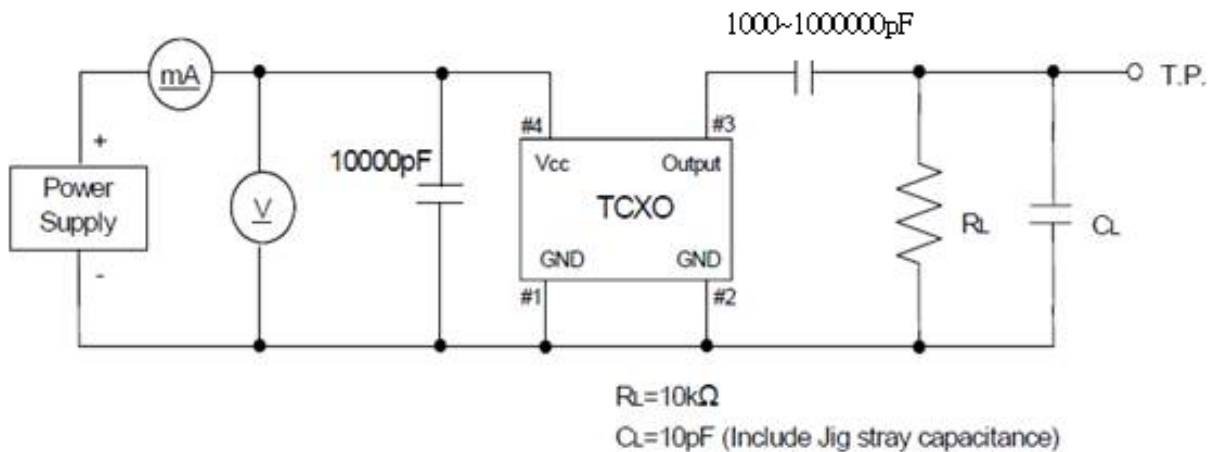
Line 2: Product Code □ : (□ internal tracking code) +Date Code of Year/Month : ▽



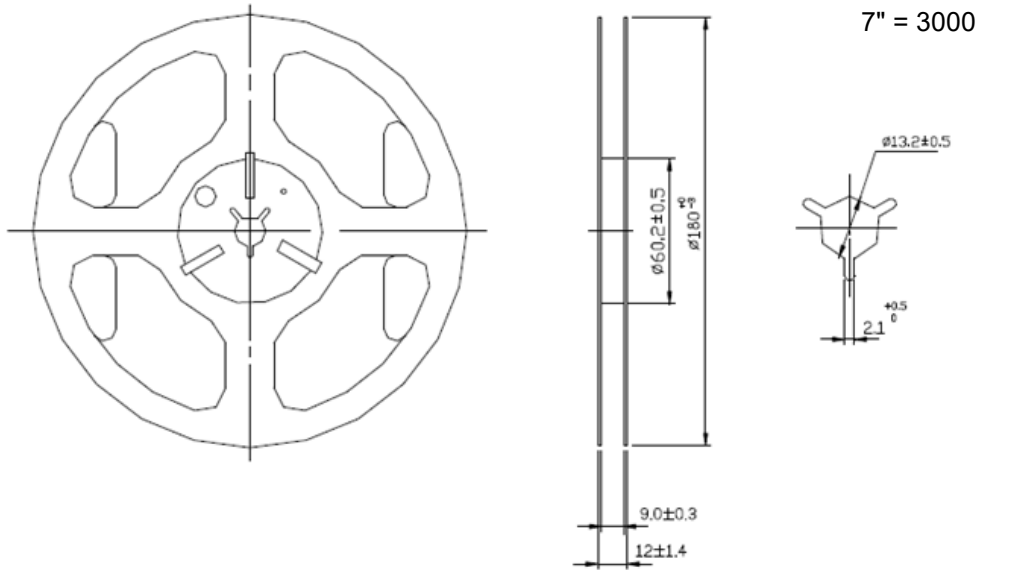
▽ : Date Code Table: Year/Month

Year/Month	1	2	3	4	5	6	7	8	9	10	11	12
2021	n	p	q	r	s	t	u	v	w	x	y	z
2022	A	B	C	D	E	F	G	H	J	K	L	M
2023	N	P	Q	R	S	T	U	V	W	X	Y	Z
2024	a	b	c	d	e	f	g	h	i	j	k	m
2025	n	p	q	r	s	t	u	v	w	x	y	z

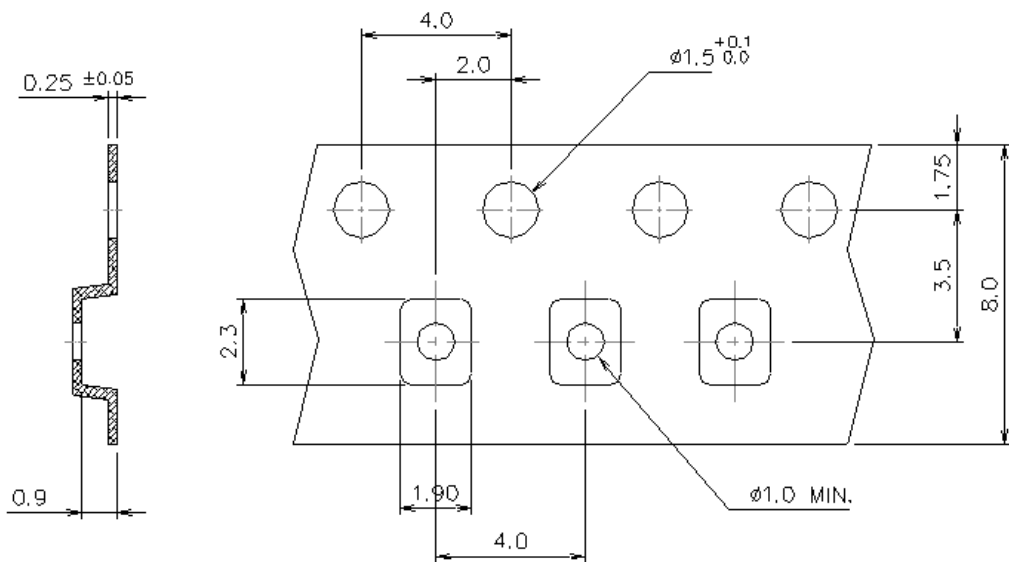
## Recommended Circuit



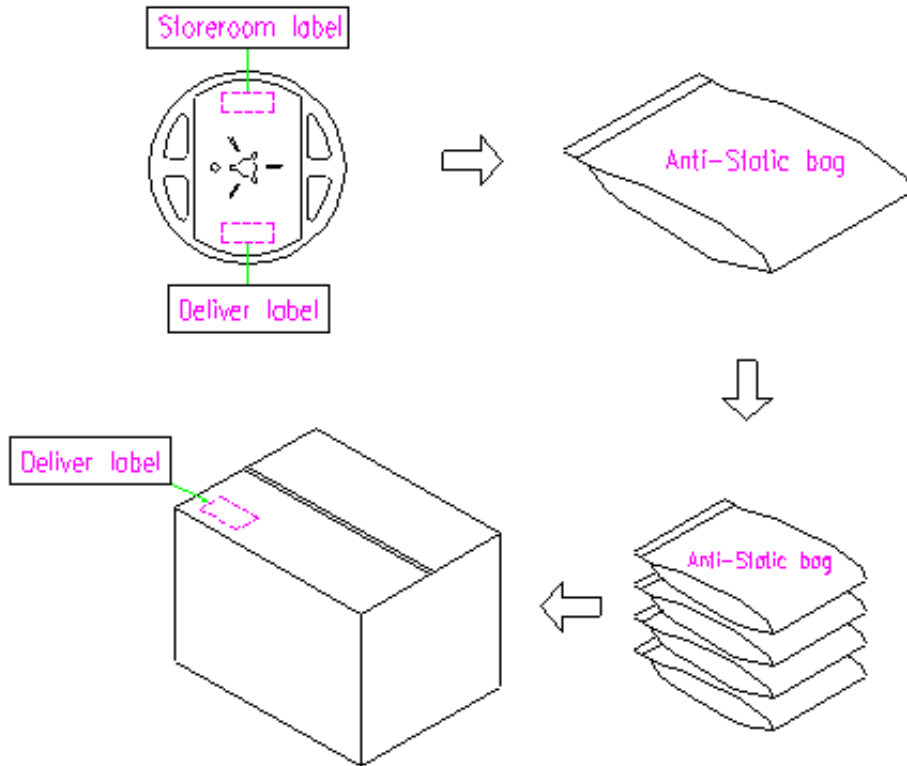
## Reel Dimension



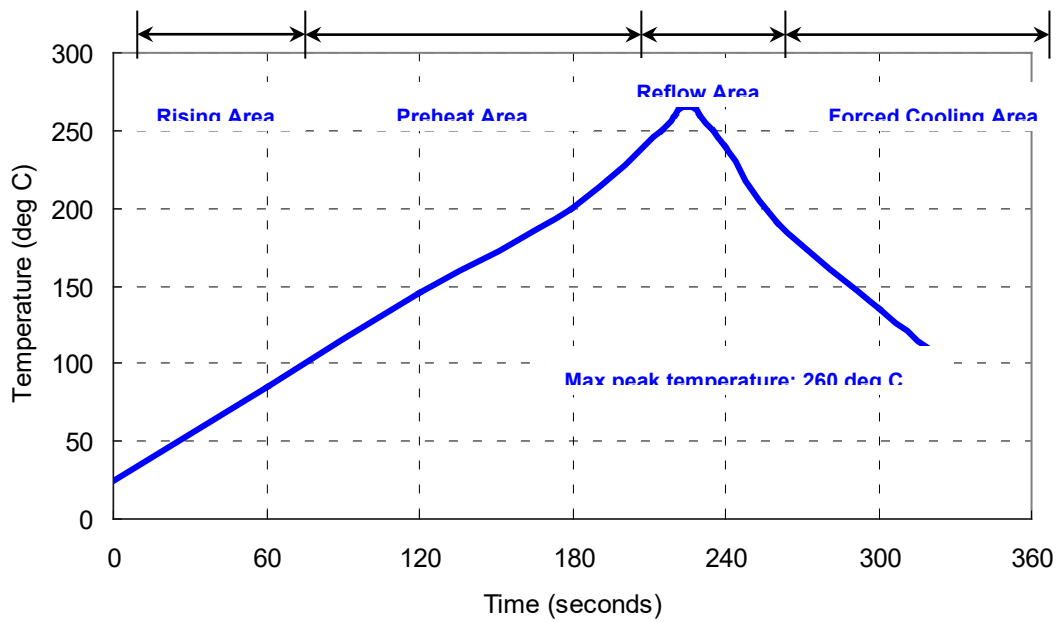
## Tape Dimensions (mm)



# Packing Quantity/Packing: 3K pcs maximum per reel



## Reflow Profile:



## Notes of the Usage:

1. Touch the solder iron at  $260\pm 5$  deg C onto the leads for  $10\pm 2$  sec max or touch the solder at  $350\pm 5$  deg C onto the leads for  $3\pm 0.5$  sec.
2. In the customer's reflow process, if it will remain some mechanical stress at the soldering terminals, also make some cracks on the soldering termination. Some cracks will cause open or short circuit and cause of thermal increasing or smoking. Don't make any excess mechanical stress to soldering points.
3. In case of giving a heavy shock to the products, it may make an open or short circuit and cause of thermal increasing and smoking. To avoid heavy shock impact applying to products is strictly required.

## Notes of the Storage:

1. To keep products under the condition at the room temperature ( $-5\sim 35$  deg C) with normal humidity (45~75%). Absorption of moisture and dewdrop may make inferiority of characteristics and a short circuit.
2. Oxidization of terminals shall make the solderability more inferior. Dusts and corrosive gas will make a cause of the open or short circuit. Keep it in the clean place where is not in dusty and no corrosive gas.
3. Use the anti-static material to the storage package.
4. Don't put any excess weight to the TCXO in the storage process.
5. Don't move the product from the cold place to the hot place in the short time, otherwise it may make some dew-drop, then a short circuit may happen in case.
6. Storage periods should be maximum 6 months under condition of above item 1 after delivery from the factory.
7. Once open the bag, there is possibility of electrical characteristics deterioration due to absorption of moisture. So, please use parts within 7 days after opening the bag.
8. If you have to keep parts without using after opening the bag, please put the drying agent in the bag, fold the bag and keep it in the place where temperature and humidity are controlled (nitrogen atmosphere box etc.)

## Reliability Specifications (AEC-Q200)

Test name	Test process / method	Reference standard
<b>Mechanical characteristics</b>		
resistance to Soldering heat (IR reflow)	Temp./ Duration : 265°C /10sec ×2 times Total time : 4min.(IR-reflow)	EIAJED-4701  -300(301)M(II)
Vibration	Total peak amplitude : 1.5mm Vibration frequency : 10 to 2000 Hz Sweep period : 20 minute Vibration directions : 3 mutually perpendicular	MIL-STD 202G method 204
Mechanical Shock	directions : 3 impacts per axis Acceleration : 6000g's, +20/-0 % Duration : 0.3 ms (total 18 shocks) Waveform : Half-sine	MIL-STD 202G method 213
Solderability	Solder Temperature:265±5°C Duration time: 5±0.5 seconds.	J-STD-002
<b>Environmental characteristics</b>		
Thermal Shock	Heat cycle conditions -55 °C (30min) ↔ 125 °C (30min) * cycle time : 1000 times	MIL-STD 883G method 1010.8
Humidity test	Temperature : 85 ± 2 °C Relative humidity : 85% Duration : 1000 hours	MIL-STD 202G method 103
Dry heat ( Aging test )	Temperature : 125 ± 2 °C Duration : 1000 hours	MIL-STD 202G method 108A
Cold resistance (Low Temp Storage)	Temperature : -40 ± 3 °C Duration : 1000 hours	IEC 60068-2-1



**CAUTION: Electrostatic Sensitive Device. Observe precautions for handling.**

**NOTES:**

1. The design, manufacturing process, and specifications of this device are subject to change.
2. US or International patents may apply.
3. RoHS compliant from the first date of manufacture.