

CF1020

**5822.5 MHz
LTCC Filter**

**Package
Dimensions
2.5 x 2.0 mm**

MAXIMUM RATING:

- Input power: 1W
- Operating temperature range: -40°C to +150°C
- Storage temperature range: -40 °C to +150 °C
- Moisture Sensitive Level: Level 1 (MSL1)

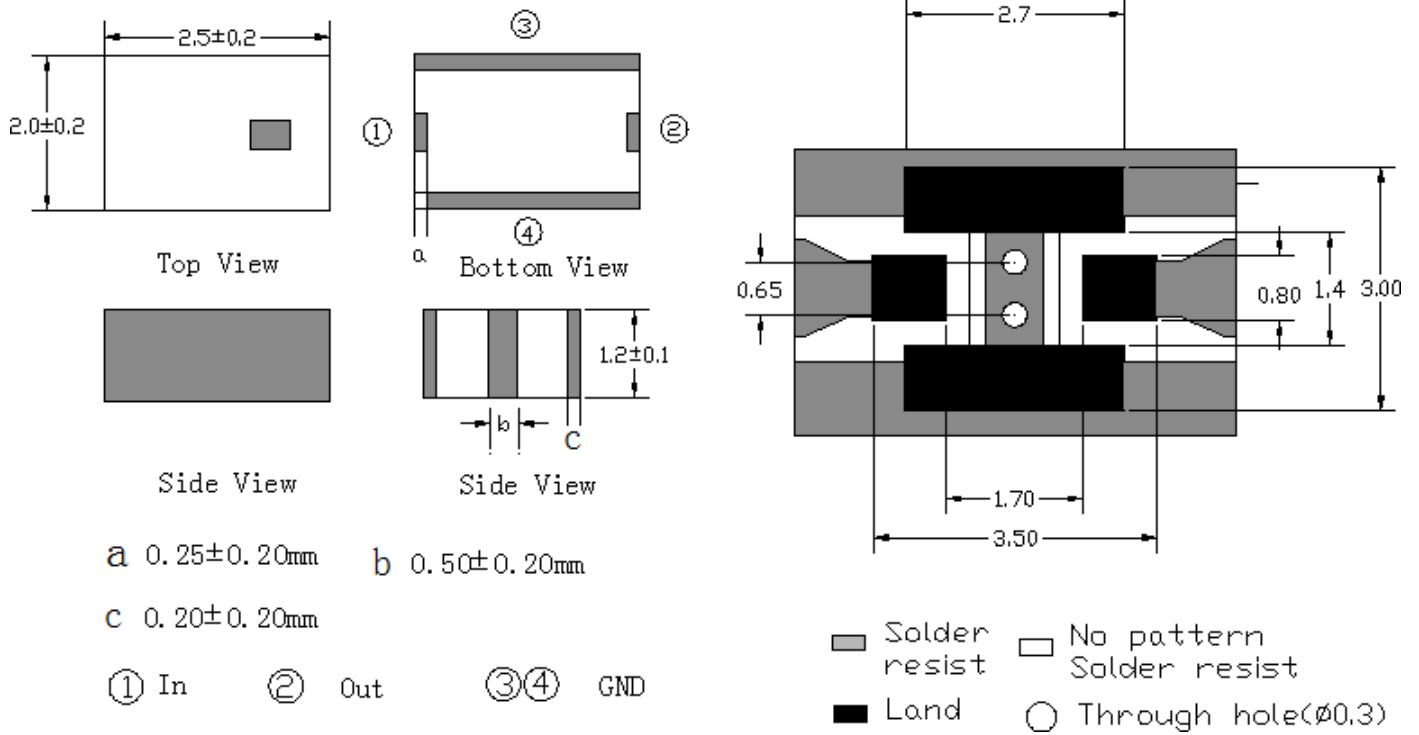
ELECTRICAL CHARACTERISTICS:

Item		Unit	Min	Typ	Max
Center Frequency		MHz	5720	5822.5	5925
Insertion Loss (5720~ 5925) 25°C IL		dB	1.8	2.0	2.5
Insertion Loss (5720 ~ 5925) -40°C~125°C		dB	2.4	2.8	3.2
Insertion Loss (5720 ~ 5925) -40°C~150°C		dB	2.6	2.9	3.5
Band Width 5720~ 5925		MHz	205	210	220
Return Loss (in BW)		dB	10	13	30
Attenuation (dB)	1908 ~ 1950 MHz	dB	50	52	70
	3816 ~ 3900 MHz	dB	47	55	83
	11450 ~ 11700 MHz	dB	25	36	45
In/Output Impedance		Ω	50		
Input power (max.)		1W			

FREQUENCY CHARACTERISTICS:



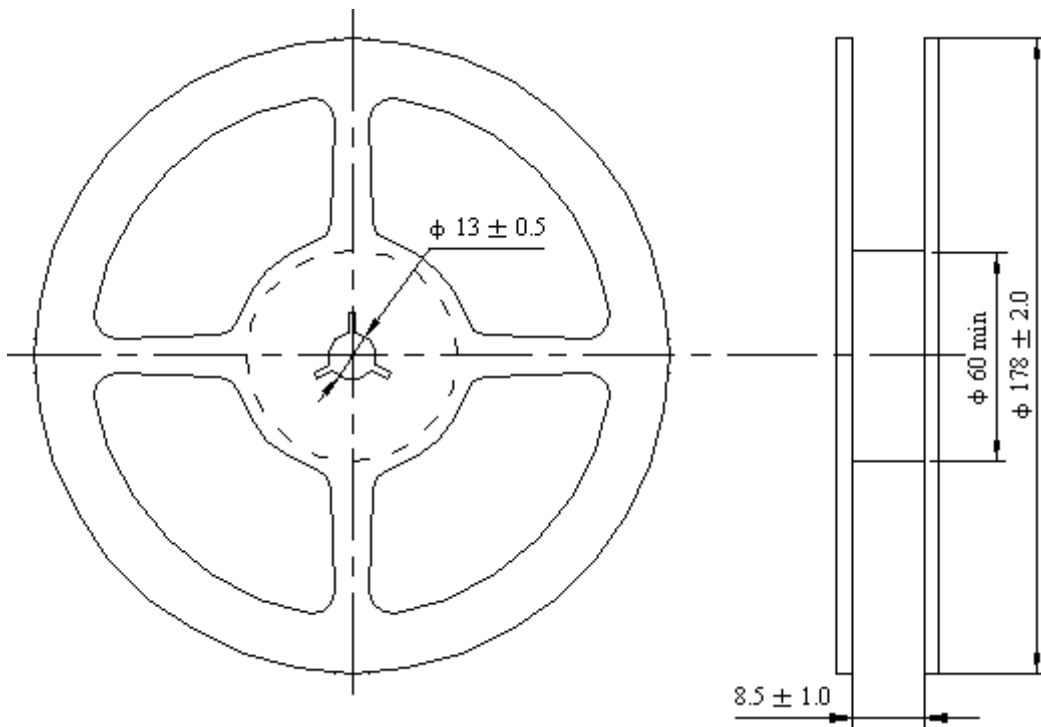
DIMENSIONS: (Unit: mm)



※Line width should be designed to match 50Ω characteristic impedance, depending on PCB material and thickness.

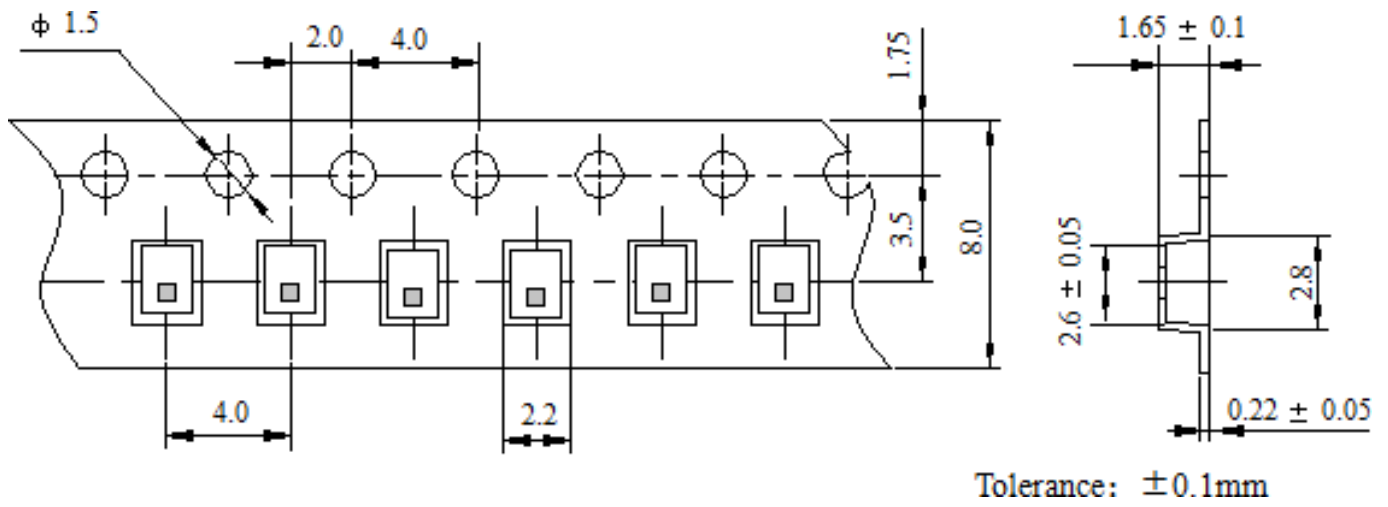
PACKING:

REEL DIMENSION (2500 PCS/Reel)

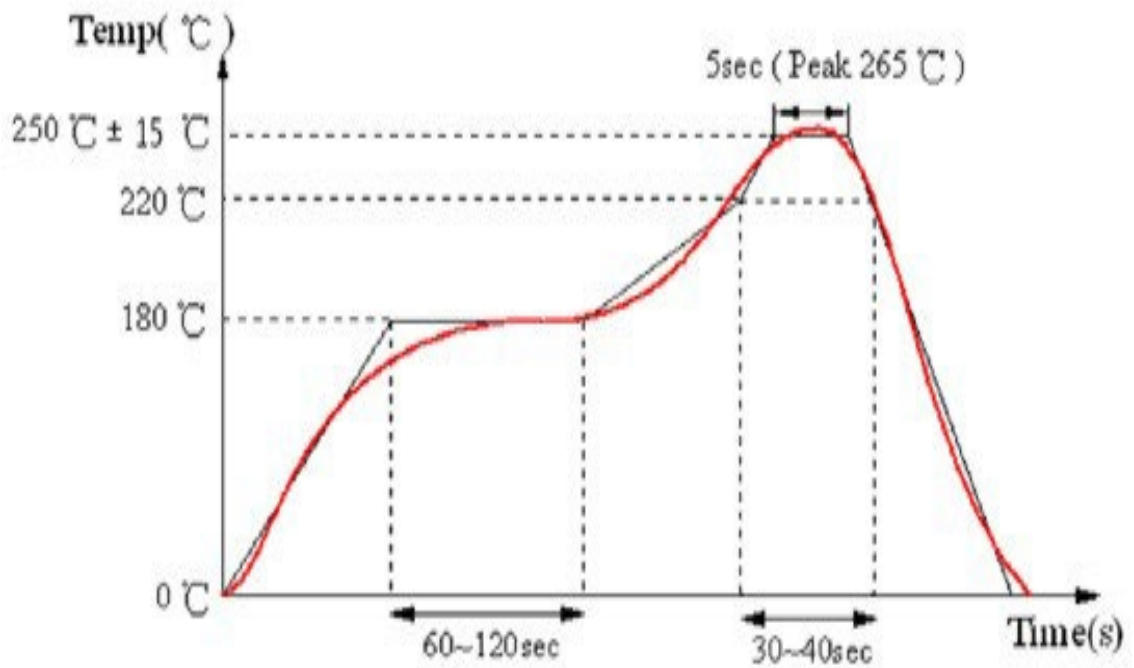


2. TAPE

DIMENSION (Unit: mm)

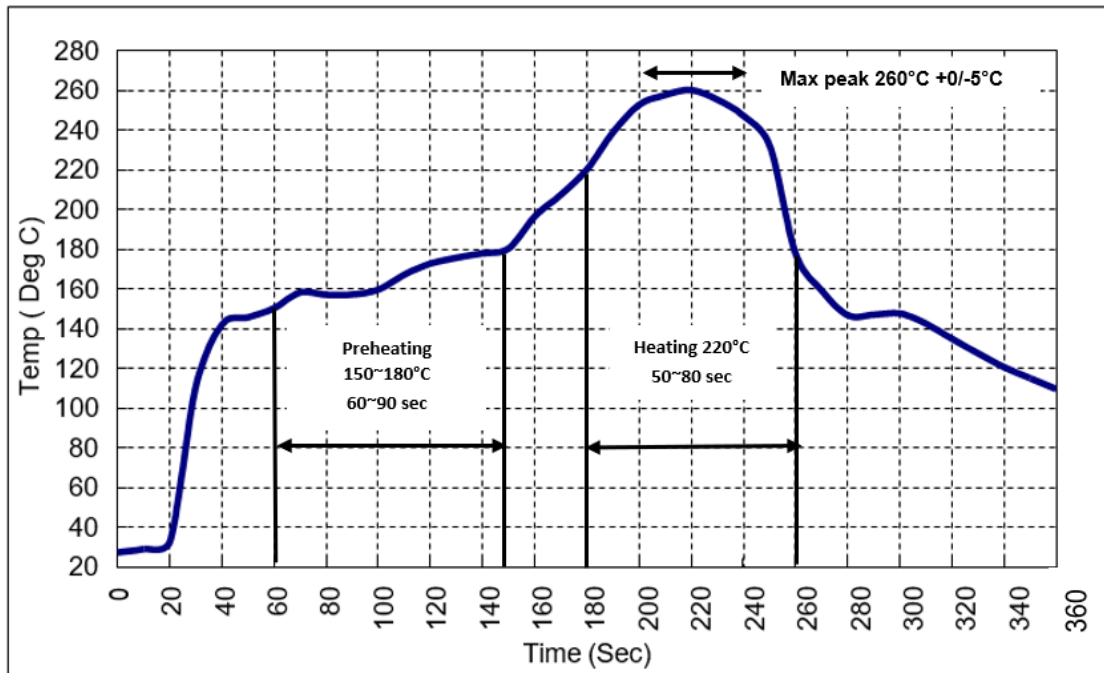


RECOMMENDED REFLOW PROFILE:



RECOMMENDED REFLOW PROFILE:

1. Preheating shall be fixed at 150~180°C for 60~90 seconds.
2. Ascending time to preheating temperature 150°C shall be 30 seconds min.
3. Heating shall be fixed at 220°C for 50~80 seconds and at 260°C +0/-5°C peak (10 seconds).
4. Time: 5 times maximum.



CAUTION: Electrostatic Sensitive Device. Observe precautions for handling.

NOTES:

1. The design, manufacturing process, and specifications of this device are subject to change.
2. US or International patents may apply.
3. RoHS compliant from the first date of manufacture.